



SOUTHERN REGION—CENTRAL DIVISION

Instructions to all concerned as to
**INTRODUCTION OF COLOUR LIGHT SIGNALLING AND
TRACK CIRCUIT BLOCK WORKING
BETWEEN
MITCHAM JUNCTION AND SUTTON**

**ALSO
ABOLITION OF HACKBRIDGE SIGNAL BOX
ON**

SUNDAY, 21st SEPTEMBER 1969

Rules, 77, 78, 79 and 80 to be observed. Drivers to keep a good look-out for hand signals

Commencing at 00 10 on **Sunday, 21st September**, Hackbridge signal box will be abolished, and colour light signalling with track circuit block working will be introduced between Mitcham Junction and Sutton.

Controlled signals will be fitted with a plate bearing prefix letters and numbers, the letters indicating the signal box from which they are controlled, as follows:—

Signal box	Prefix
Mitcham Junction	MJ
Eastfields Road Crossing	QC

Existing colour light signals controlled from Mitcham Junction signal box bearing the letters RC will be changed to the new prefix letters except the Up Main Advanced Starting signal (RC 30) which will become an automatic signal and be renumbered CA 59.

The shunting signals at Mitcham Junction will become floodlit signals and will not display red or green lights.

Automatic signals will be prefixed by the letters CA.

For identification on the enclosed diagram the letters SU have been allocated to Sutton signal box.

Telephones will be provided at or adjacent to the new signals; the prefix letters on the enclosed diagram indicate the signal box to which they communicate.

Lamps, which flash with a white light to call the attention of the Technician, will be fixed to certain apparatus cases in the area.

SIGNALLING RECORD SOCIETY

www.s-r-s.org.uk

DIGITAL ARCHIVE

This PDF Copy has been provided free of charge by David Allen in order to assist your research into UK signalling.

This file is one of a number scanned by David Allen using material from his own collection and from the collections of Phil Deaves, Robert Dey, David Ingham, Simon Lowe, John McCrickard, John Midcalf, Roger Newman, Richard Pulleyn and Chris Wolstenholmes. Thank you one and all. Many of the original documents are now in the SRS Archive or at the National Railway Museum.

You may also like to provide copies of Signalling Notices and Weekly (and periodical) Operating Notices as scans or as originals. The SRS is always willing to accept donations of any signalling or signalling related material for inclusion in the Society's Archive. Please contact the [Archivist](#) in the first instance.

For a list of PDFs currently available visit the list of [Weekly](#) Notices or [Signalling](#) Notices page.

If you have benefited from this PDF copy, why not [join](#) the Signalling Record Society and receive support for your researches and access to the Society's Archives

Members receive "The Signalling Record" six times annually plus a newsletter and have the opportunity to purchase SRS [books](#) and other [publications](#) at a discount. They also have access to back issues of The Newsletter and The Signalling Record which are only available to members. These contain a wealth of information accumulated since 1970, much of which is not readily available anywhere else.



In addition, Members have the opportunity to join signalling related visits to locations on the UK national and London Underground systems; and to other UK Railways.

To join the Signalling Record Society visit

www.s-r-s.org.uk/membform.html

MITCHAM JUNCTION






















LIST OF SIGNAL APPLICATIONS

Signal No.	Type R — Running S — Subsidiary	Indication	Application
5	R	NIL	From Down Main platform line to Beddington Lane line.
	R		From Down Main platform line to Down Sutton line.
8	S	NIL	Shunting from Down Main platform line to Beddington Lane line.
10	S	NIL	Shunting from Down Mitcham line to Down Main platform line.
13	S	NIL	Shunting from Down Main platform line to Down Mitcham line.
29	R	NIL	From Up Main platform line to Down Mitcham line.
	R		From Up Main platform line to Up Streatham Junction line.

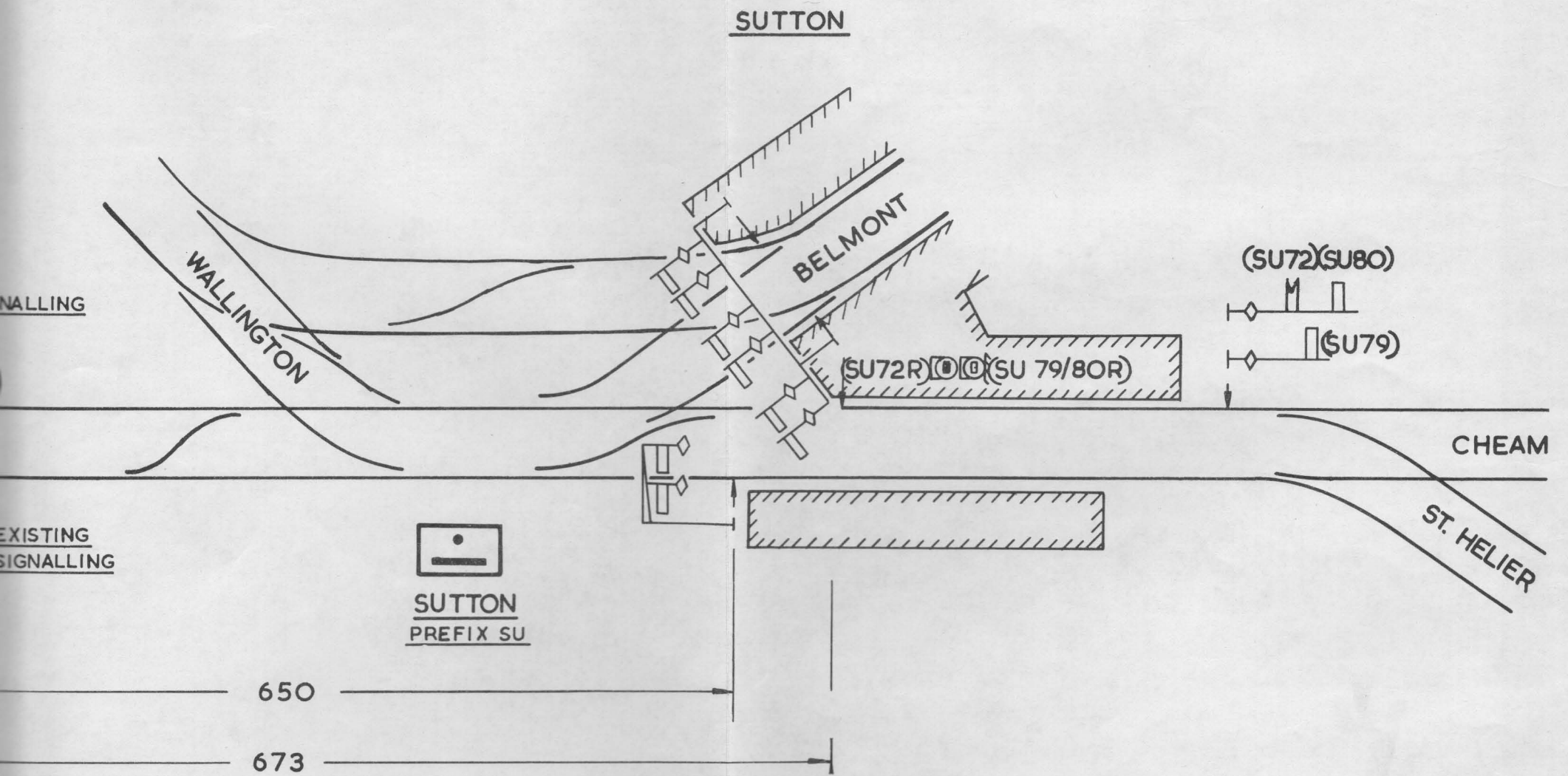
Essex House,
CROYDON
September 1969

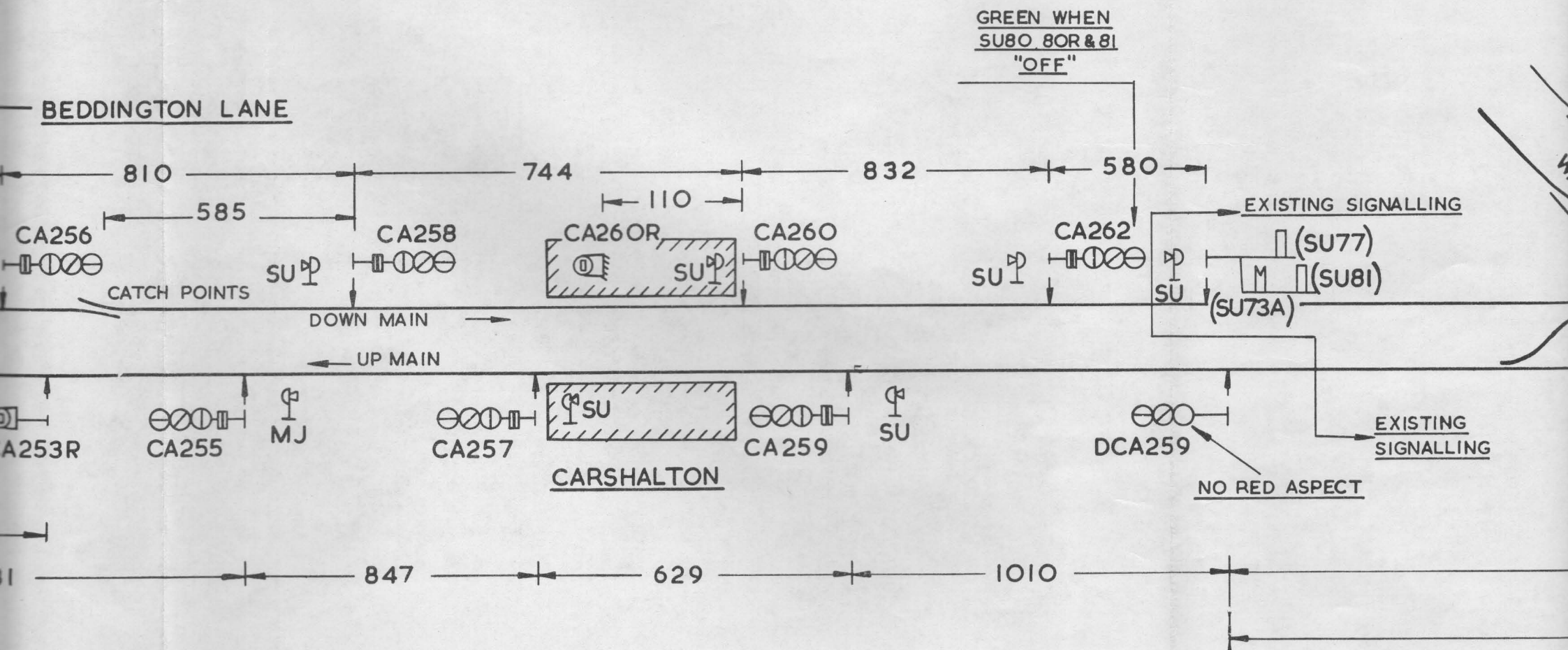
F. HARRISON,
Divisional Manager.

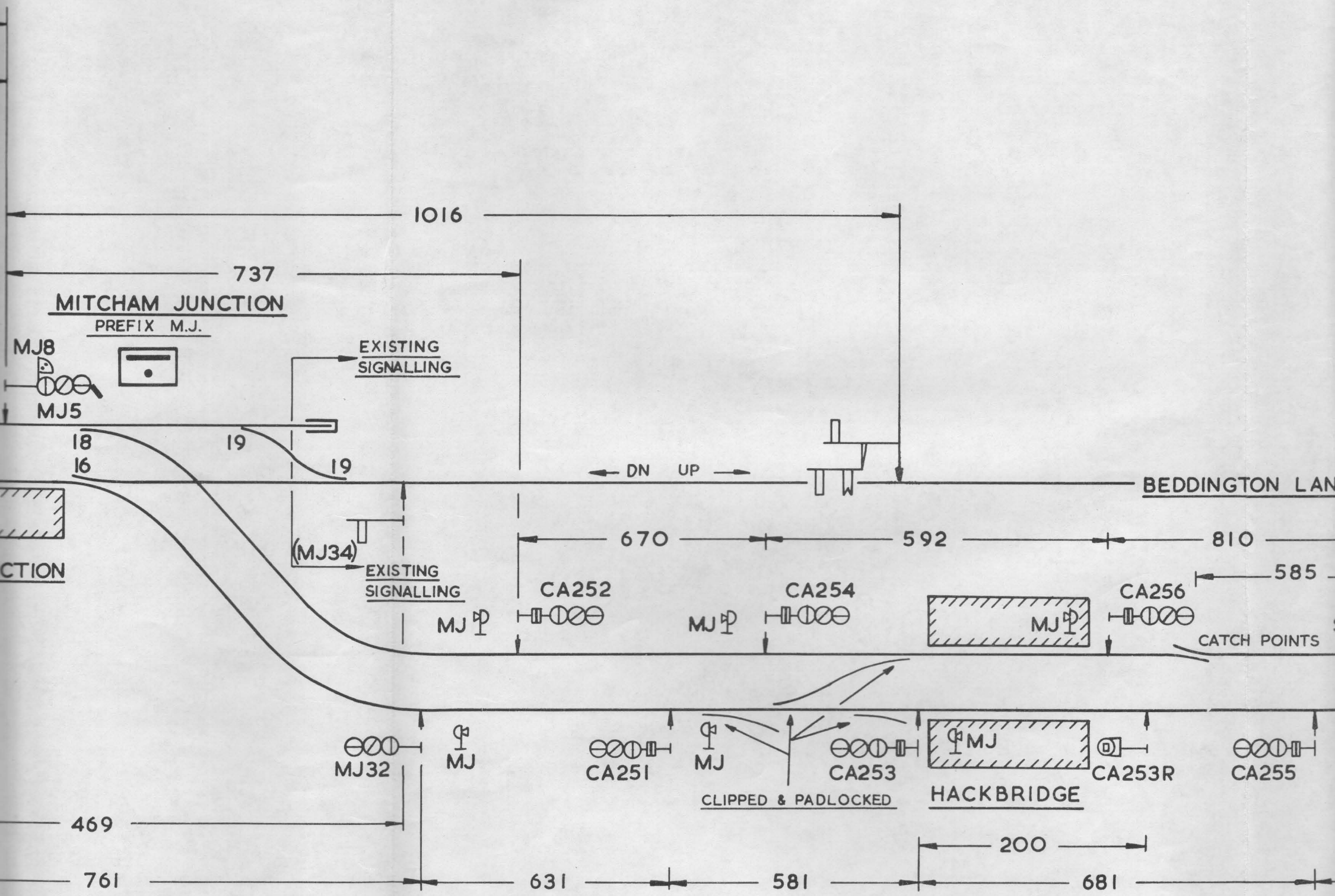
(R/SB.190/5)

-  = JUNCTION INDICATOR - Rule 35(e)
 -  = GREEN ASPECT
 -  = YELLOW ASPECT
 -  = RED ASPECT
- } Rule 35(b)(i) and Rule 43
-  = ROUTE INDICATOR (Numeral indicates total number of routes)
 -  = POSITION LIGHT SUBSIDIARY SIGNAL (Draw ahead) - Rule 35(b)(iii) and Rule 44A.
(Normally out-proceed aspect is two white lights at 45°)
 -  = BANNER REPEATING SIGNAL - Rule 42
 -  Denotes AUTOMATIC SIGNAL - Rule 35(c)(i)
 -  Denotes SEMI-AUTOMATIC SIGNAL - Rule 35(c)(ii)
 -  = A.W.S. INDUCTOR
 -  = TELEPHONE
 -  = POSITION LIGHT SHUNTING SIGNAL - Rule 35(b)(iii) and Rule 47
(Normal indication - one red light on left and one white light on right in horizontal position.
Proceed indication - Two white lights at 45°)
 -  Y = As above but with YELLOW light instead of red light
 -  = LIMIT OF SHUNT INDICATOR
 -  = SIGNAL BOX
 -  = GROUND FRAME
 -  R.B.C. = RETURN BELL COMMUNICATION PLUNGER
 -  T.R.T.S. = TRAIN READY TO START PLUNGER
 -  = PLATFORM STARTING SIGNAL "OFF" INDICATOR
 -  = "DIAMOND" SIGN - Rule 55
 -  = NOTICE BOARD or SIGNAL WHICH IS FLOODLIT DURING DARKNESS.

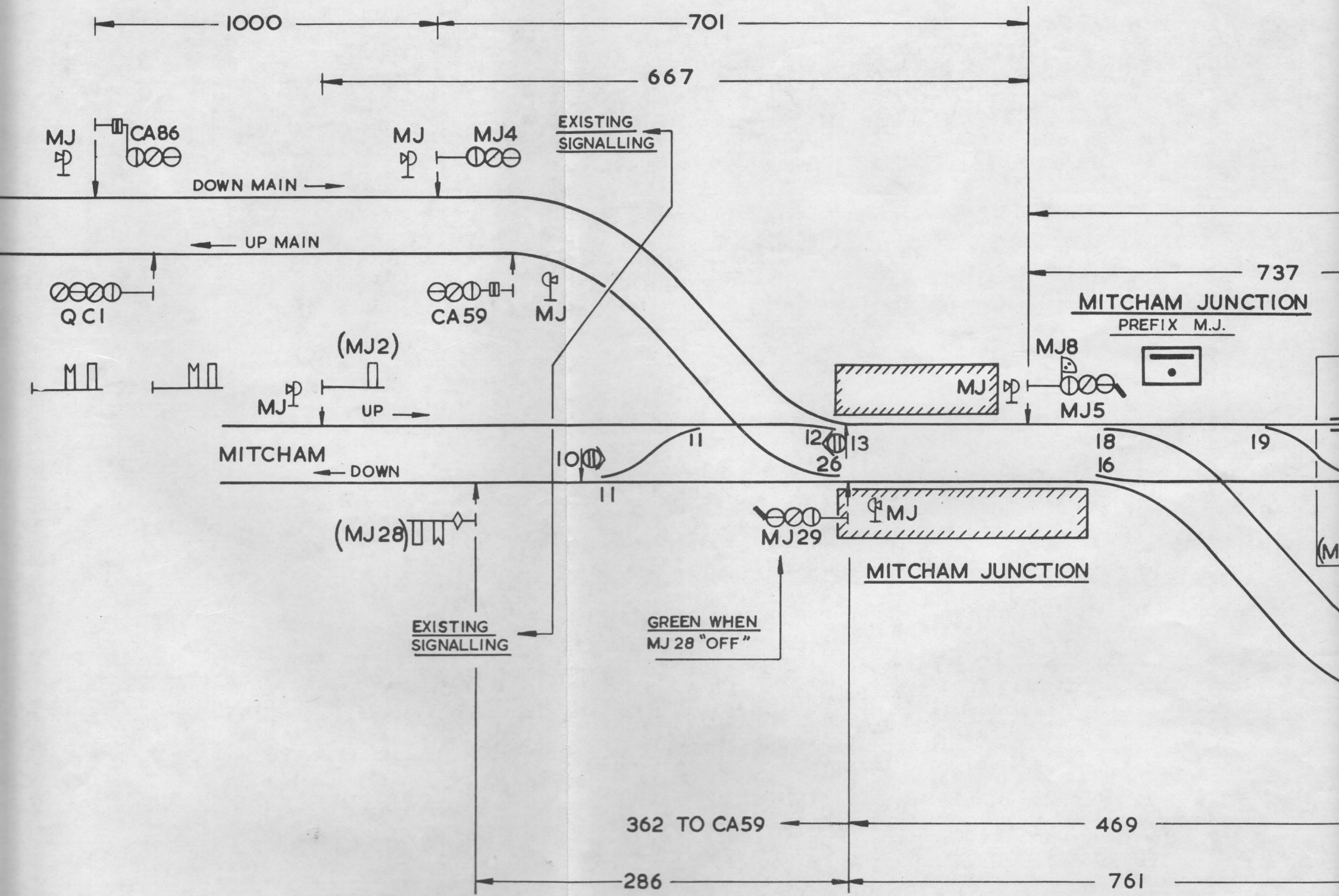
ALL DISTANCES IN YARDS.







ION



SIGNAL INSTRUCTION

No. 6 CD.

