

W Rogers

Signal Instruction  
No. 8 C.D.



**British Rail**

Southern

CENTRAL DIVISION

---

**Instructions to all concerned as to  
INTRODUCTION OF  
COLOUR LIGHT SIGNALLING  
AND  
TRACK CIRCUIT BLOCK WORKING  
BETWEEN  
PURLEY AND TATTENHAM CORNER  
ON  
SUNDAY, 29th NOVEMBER 1970**

---

Rules, 77, 78, 79 and 80 to be observed. Drivers to keep a good look-out for hand signals

---

On **Sunday, 29th November**, Chipstead signal box will be abolished and colour light signalling with track circuit block working will be introduced between Purley and Tattenham Corner.

New controlled signals will be fitted with a plate bearing prefix letters TC and a number, the letters indicating that the signal is controlled from Tattenham Corner signal box.

Automatic stop signals will be prefixed by the letters CA.

Telephones will be provided at or adjacent to the new signals and at certain other locations as indicated on the enclosed diagram; the prefix letters indicating the signal box with which they communicate.

Lamps, which flash with a white light to call the attention of the Technician, will be fixed to certain apparatus cases in the area.

The platforms at Tattenham Corner will be renumbered.

Full details of the new signalling are shown on the enclosed diagram.

# SIGNALLING RECORD SOCIETY

[www.s-r-s.org.uk](http://www.s-r-s.org.uk)

## DIGITAL ARCHIVE

This PDF Copy has been provided free of charge by David Allen in order to assist your research into UK signalling.

This file is one of a number scanned by David Allen using material from his own collection and from the collections of Phil Deaves, Robert Dey, David Ingham, Simon Lowe, John McCrickard, John Midcalf, Roger Newman, Richard Pulleyn and Chris Wolstenholmes. Thank you one and all. Many of the original documents are now in the SRS Archive or at the National Railway Museum.

You may also like to provide copies of Signalling Notices and Weekly (and periodical) Operating Notices as scans or as originals. The SRS is always willing to accept donations of any signalling or signalling related material for inclusion in the Society's Archive. Please contact the [Archivist](#) in the first instance.

For a list of PDFs currently available visit the list of [Weekly](#) Notices or [Signalling](#) Notices page.






















If you have benefited from this PDF copy, why not [join](#) the Signalling Record Society and receive support for your researches and access to the Society's Archives

Members receive "The Signalling Record" six times annually plus a newsletter and have the opportunity to purchase SRS [books](#) and other [publications](#) at a discount. They also have access to back issues of The Newsletter and The Signalling Record which are only available to members. These contain a wealth of information accumulated since 1970, much of which is not readily available anywhere else.

In addition, Members have the opportunity to join signalling related visits to locations on the UK national and London Underground systems; and to other UK Railways.

**To join the Signalling Record Society visit**

[www.s-r-s.org.uk/membform.html](http://www.s-r-s.org.uk/membform.html)

-  = JUNCTION INDICATOR - Rule 35(e)
-  = GREEN ASPECT
-  = YELLOW ASPECT
-  = RED ASPECT
- } Rule 35(b)(i) and Rule 43
-  = ROUTE INDICATOR (Numeral indicates total number of routes)
-  = POSITION LIGHT SUBSIDIARY SIGNAL (Draw ahead) - Rule 35(b)(iii) and Rule 44A.  
 (Normally out-proceed aspect is two white lights at 45°)
-  = BANNER REPEATING SIGNAL - Rule 42
-  Denotes AUTOMATIC SIGNAL - Rule 35(c)(i)
-  Denotes SEMI-AUTOMATIC SIGNAL - Rule 35(c)(ii)
-  = A.W.S. INDUCTOR
-  = TELEPHONE
-  = POSITION LIGHT SHUNTING SIGNAL - Rule 35(b)(iii) and Rule 47  
 (Normal indication - one red light on left and one white light on right in horizontal position.  
 Proceed indication - Two white lights at 45°)
-  = As above but with YELLOW light instead of red light
-  = LIMIT OF SHUNT INDICATOR
-  = SIGNAL BOX
-  = GROUND FRAME
-  R.B.C. = RETURN BELL COMMUNICATION PLUNGER
-  T.R.T.S. = TRAIN READY TO START PLUNGER
-  = PLATFORM STARTING SIGNAL "OFF" INDICATOR
-  = "DIAMOND" SIGN - Rule 55
-  = NOTICE BOARD or SIGNAL WHICH IS FLOODLIT DURING DARKNESS.

ALL DISTANCES IN YARDS.

**TATTENHAM CORNER**  
**LIST OF SIGNAL APPLICATIONS**

Signal No.	Type R = Running S = Subsidiary	Indication	Application
TC2	R	Nil	From No. 1 Platform to Up Main.
	S	Nil	From No. 1 Platform to Up Sidings.
TC22	R	3	From Down Main to No. 3 Platform.
	S	3	Draw ahead from Down Main to No. 3 Platform.
	R	2	From Down Main to No. 2 Platform.
	S	2	Draw ahead from Down Main to No. 2 Platform.
	R	1	From Down Main to No. 1 Platform.
	S	1	Draw ahead from Down Main to No. 1 Platform.

SIGNAL INSTRUCTION  
 No 8 CD

