



SOUTH EASTERN DIVISION

C. J. Woolsterholmes,

Instructions to all concerned as to
**INTRODUCTION OF COLOUR LIGHT SIGNALS BETWEEN
BLACKFRIARS AND HERNE HILL**
(in place of certain existing semaphore signals)
**AND TRACK CIRCUIT BLOCK WORKING
BETWEEN
BLACKFRIARS, LOUGHBOROUGH JUNCTION AND
HERNE HILL, ALSO THE ABOLITION OF WALWORTH COAL
SIDINGS AND CAMBERWELL SIGNAL BOXES
ON**

SUNDAY, 15th FEBRUARY, 1970

Rules 77, 78, 79 and 80 to be observed. Drivers to keep a good lookout for hand signals.

Commencing at 01 00 on **Sunday, 15th February, 1970** new and altered colour light signals will be brought into use.

Each controlled signal will be fitted with a plate bearing prefix letters and numbers indicating the signal box from which they are controlled.

Signal Box	Prefix Letters
Blackfriars	J
Loughborough Junction	U
Cambria Junction	T
Herne Hill	EE

Automatic signals will be prefixed by the letter 'A'.

Full details of the new signalling and renumbered signals are shown on the enclosed diagram.

Telephones will be provided at or adjacent to new signals, the prefix letters indicating the signal box to which they communicate.

Lamps, which flash with a white light, will be fixed to certain apparatus cases in the area to call the attention of the technician.

SIGNALLING RECORD SOCIETY

www.s-r-s.org.uk

DIGITAL ARCHIVE

This PDF Copy has been provided free of charge by David Allen in order to assist your research into UK signalling.

This file is one of a number scanned by David Allen using material from his own collection and from the collections of Phil Deaves, Robert Dey, David Ingham, Simon Lowe, John McCrickard, John Midcalf, Roger Newman, Richard Pulleyn and Chris Wolstenholmes. Thank you one and all. Many of the original documents are now in the SRS Archive or at the National Railway Museum.

You may also like to provide copies of Signalling Notices and Weekly (and periodical) Operating Notices as scans or as originals. The SRS is always willing to accept donations of any signalling or signalling related material for inclusion in the Society's Archive. Please contact the [Archivist](#) in the first instance.

For a list of PDFs currently available visit the list of [Weekly](#) Notices or [Signalling](#) Notices page.






















If you have benefited from this PDF copy, why not [join](#) the Signalling Record Society and receive support for your researches and access to the Society's Archives

Members receive "The Signalling Record" six times annually plus a newsletter and have the opportunity to purchase SRS [books](#) and other [publications](#) at a discount. They also have access to back issues of The Newsletter and The Signalling Record which are only available to members. These contain a wealth of information accumulated since 1970, much of which is not readily available anywhere else.

In addition, Members have the opportunity to join signalling related visits to locations on the UK national and London Underground systems; and to other UK Railways.

To join the Signalling Record Society visit








www.s-r-s.org.uk/membform.html

-  = JUNCTION INDICATOR - Rule 35(e)
 -  = GREEN ASPECT
 -  = YELLOW ASPECT
 -  = RED ASPECT
- } Rule 35(b)(i) and Rule 43
-  = ROUTE INDICATOR (Numeral indicates total number of routes)
 -  = POSITION LIGHT SUBSIDIARY SIGNAL (Draw ahead) -
Rule 35(b)(iii) and Rule 44A.
(Normally out-proceed aspect is two white lights at 45°)
 -  = BANNER REPEATING SIGNAL - Rule 42
 -  Denotes AUTOMATIC SIGNAL - Rule 35(c)(i)
 -  Denotes SEMI-AUTOMATIC SIGNAL - Rule 35(c)(ii)
 -  = A.W.S. INDUCTOR
 -  = TELEPHONE
 -  = POSITION LIGHT SHUNTING SIGNAL - Rule 35(b)(iii) and Rule 47
(Normal indication - one red light on left and one white light on right in horizontal position.
Proceed indication - Two white lights at 45°)
 -  Y = As above but with YELLOW light instead of red light
 -  = LIMIT OF SHUNT INDICATOR
 -  = SIGNAL BOX
 -  = GROUND FRAME
 -  R.B.C. = RETURN BELL COMMUNICATION PLUNGER
 -  T.R.T.S. = TRAIN READY TO START PLUNGER
 -  = PLATFORM STARTING SIGNAL "OFF" INDICATOR
 -  = "DIAMOND" SIGN - Rule 55
 -  = NOTICE BOARD OR SIGNAL WHICH IS FLOODLIT DURING DARKNESS.

ALL DISTANCES IN YARDS.

LOUGHBOROUGH JUNCTION

LIST OF SIGNAL APPLICATIONS

Signal No.	Type R—Running S—Subsidiary	Indication	Application
1	R		From up branch line to up local line.
	R	Nil	From up branch line to up through line.
3	R	Nil	From up through line to up local line over 38 points.
	R		From up through line to up local line over 31 points.
	R	OOOOO 	Along up through line.
5	R	Nil	Along up local line.
	R		From up local line to up through line.
6	R		From down through line to down branch line.
	R	Nil	Along down through line.
	R		From down through line to down local line.
8	R		From down local line to down branch line.
	R	OOOOO 	From down local line to down through line over 31 points.
	R		From down local line to down through line over 38 points.
	R	Nil	Along down local line.

SIGNAL INSTRUCTION
No. 27 SED

