



British Rail

Southern

CENTRAL AND SOUTH EASTERN DIVISIONS

**ALTERATIONS TO SIGNALLING
AND PERMANENT WAY
BETWEEN
CROFTON ROAD JUNCTION AND LEWISHAM
SHORTLANDS JUNCTION
ON
SUNDAY 17 JANUARY 1982**

DRIVERS TO KEEP A GOOD LOOK-OUT FOR HAND SIGNALS

Nunhead and Bellingham signal boxes will be abolished, control of points and signals previously controlled from these boxes will be transferred to Victoria (VS) signal box.

All signal post telephones will communicate with Victoria (VS) signal box unless otherwise shown.

B.R. A.W.S. will be provided at all VS running signals except VS482.

SIGNALLING RECORD SOCIETY

www.s-r-s.org.uk

DIGITAL ARCHIVE

This PDF Copy has been provided free of charge by David Allen in order to assist your research into UK signalling.

This file is one of a number scanned by David Allen using material from his own collection and from the collections of Phil Deaves, Robert Dey, David Ingham, Simon Lowe, John McCrickard, John Midcalf, Roger Newman, Richard Pulleyn and Chris Wolstenholmes. Thank you one and all. Many of the original documents are now in the SRS Archive or at the National Railway Museum.

You may also like to provide copies of Signalling Notices and Weekly (and periodical) Operating Notices as scans or as originals. The SRS is always willing to accept donations of any signalling or signalling related material for inclusion in the Society's Archive. Please contact the [Archivist](#) in the first instance.

For a list of PDFs currently available visit the list of [Weekly](#) Notices or [Signalling](#) Notices page.

If you have benefited from this PDF copy, why not [join](#) the Signalling Record Society and receive support for your researches and access to the Society's Archives

Members receive "The Signalling Record" six times annually plus a newsletter and have the opportunity to purchase SRS [books](#) and other [publications](#) at a discount. They also have access to back issues of The Newsletter and The Signalling Record which are only available to members. These contain a wealth of information accumulated since 1970, much of which is not readily available anywhere else.

In addition, Members have the opportunity to join signalling related visits to locations on the UK national and London Underground systems; and to other UK Railways.

To join the Signalling Record Society visit

www.s-r-s.org.uk/membform.html

SIGNAL APPLICATIONS

Signal No.	Aspect	Indication	Application
VS451	Main	Position 1	Down Catford Loop to Down Lewisham
		Nil	Along Down Catford Loop
VS455	Main	L	Up Catford Loop to Down Lewisham
		C	Up Catford Loop to Down Catford Loop
VS475	Subsidiary	Nil	Down Catford Loop to Down Sidings
	Main	Nil	Along Down Catford Loop
680	Shunt	Nil	From Down Catford Loop to Up Catford Loop
682	Shunt	Nil	From Down Lewisham to Up Catford Loop
685	Shunt	Nil	From Up Catford Loop to Down Sidings or to Down Catford Loop
686	Shunt	Nil	From Down Sidings to Up Catford Loop or to Neck Siding
687	Shunt	Nil	From Neck Siding to Down Sidings
688	Shunt	Nil	From Down Catford Loop to Up Catford Loop


Essex House
CROYDON




1, Albemarle Road
BECKENHAM, KENT
JANUARY 1982.


(R/SB 429/1/31A)


(R/Z 455/174)


D. C. R. Mackmurdie
Divisional Manager
(Central Division)
G. R. Newlyn
Divisional Manager
(South Eastern Division)


 = JUNCTION INDICATORS - The Rule Book, Section C, Clause 3.1.6.


 = GREEN ASPECT
 = YELLOW ASPECT
 = RED ASPECT
} The Rule Book, Section C, Clause 3.1.1.


 = ROUTE INDICATOR (Numeral indicates total number of routes).

 = POSITION LIGHT SIGNAL - The Rule Book, Section C, Clauses 3.1.3. & 5.3. or 3.1.4. & 5.1.1.


 = BANNER REPEATING SIGNAL - The Rule Book, Section C, Clauses 3.3.1. & 5.5.


 = Denotes AUTOMATIC SIGNAL - The Rule Book, Section C, Clauses 2.3. & 3.3.4.


 = Denotes SEMI-AUTOMATIC SIGNAL - The Rule Book, Section C, Clauses 2.4. & 3.3.4.

 = A.W.S. INDUCTOR.


 = TELEPHONE.


 = POSITION LIGHT SHUNTING SIGNAL - The Rule Book, Section C, Clauses 3.1.5. & 5.2.


 = As above but with YELLOW light instead of red light.


 = LIMIT OF SHUNT INDICATOR - The Rule Book, Section C, Clauses 3.3.2. & 5.6.


 = SIGNAL BOX.


 = GROUND FRAME.


 = RETURN BELL COMMUNICATION PLUNGER.

 = TRAIN READY TO START PLUNGER.

 = PLATFORM STARTING SIGNAL "OFF" INDICATOR.

 = "DIAMOND" SIGN - The Rule Book, Section K, Diagram No.1.

 = NOTICE BOARD OR SIGNAL WHICH IS FLOODLIT DURING DARKNESS.

 = SPRING TRAILING POINTS

C & P = CLIPPED & PADLOCKED.

H. P. = HAND OPERATED POINTS.

T.A.C. = TRAIN ARRIVED COMPLETE.

Where the suffix letter 'R' is shown with the number of a colour light signal, this denotes that the signal acts as distant for the signal ahead bearing the same number.

All distances in yards.

SIGNAL INSTRUCTION
No.26CD/53 SED

