



Southern

# ALTERATIONS TO SIGNALLING AND PERMANENT WAY

at  
**WATERLOO**

**SATURDAY 30 JUNE 1990**  
to  
**MONDAY 2 JULY 1990**

---

DRIVERS TO KEEP A GOOD LOOK-OUT FOR HAND SIGNALS

---

**Saturday 30 June** - platforms 16 to 18 will be taken out of use.

**Sunday 1 July** - existing platforms 12 to 15 will be renumbered as platforms 14 to 17.  
(NB There will be no platform 18)

**Monday 2 July** - two new platforms numbered 12 and 13, together with associated signalling as shown on the diagram overleaf, will be brought into use. Attention is drawn to the provision of a second, co-acting, starting signal at platform 13.

The following routes will be available:

<u>From</u>	<u>To</u>
Platforms 1 to 4	Down Main Local (WO 51)
Platforms 5 to 7	Down Main Local (WO 51) or Down Main Thro. (WO 53)
Platforms 8 to 15	Down Main Thro. (WO 53) or Down Windsor Local (WO 55)
Platforms 16, 17	Down Windsor Local (WO 55) or Down Windsor Thro. (WO 57)
Platforms 19 to 21	Down Windsor Thro. (WO 57)
Up Main Local (WO 2)	Platforms 1 to 7
Up Main Thro. (WO 4)	Platforms 5 to 15
Up Main Relief (WO 6)	Platforms 8 to 17
Up Windsor (WO 8)	Platforms 16, 17, 19 to 21

# SIGNALLING RECORD SOCIETY

[www.s-r-s.org.uk](http://www.s-r-s.org.uk)

## DIGITAL ARCHIVE

This PDF Copy has been provided free of charge by David Allen in order to assist your research into UK signalling.

This file is one of a number scanned by David Allen using material from his own collection and from the collections of Phil Deaves, Robert Dey, David Ingham, Simon Lowe, John McCrickard, John Midcalf, Roger Newman, Richard Pulleyn and Chris Wolstenholmes. Thank you one and all. Many of the original documents are now in the SRS Archive or at the National Railway Museum.

You may also like to provide copies of Signalling Notices and Weekly (and periodical) Operating Notices as scans or as originals. The SRS is always willing to accept donations of any signalling or signalling related material for inclusion in the Society's Archive. Please contact the [Archivist](#) in the first instance.

For a list of PDFs currently available visit the list of [Weekly](#) Notices or [Signalling](#) Notices page.

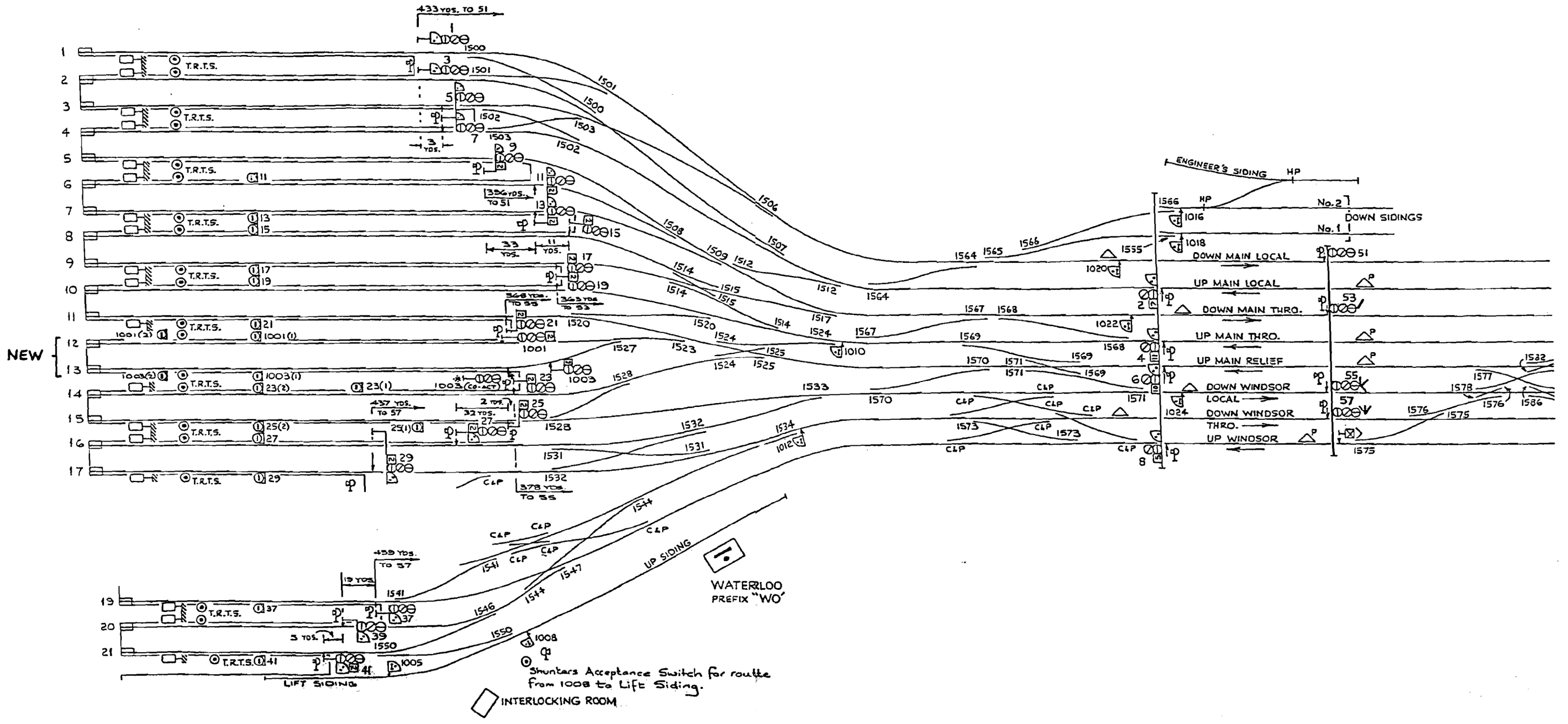
If you have benefited from this PDF copy, why not [join](#) the Signalling Record Society and receive support for your researches and access to the Society's Archives

Members receive "The Signalling Record" six times annually plus a newsletter and have the opportunity to purchase SRS [books](#) and other [publications](#) at a discount. They also have access to back issues of The Newsletter and The Signalling Record which are only available to members. These contain a wealth of information accumulated since 1970, much of which is not readily available anywhere else.

In addition, Members have the opportunity to join signalling related visits to locations on the UK national and London Underground systems; and to other UK Railways.

**To join the Signalling Record Society visit**

[www.s-r-s.org.uk/membform.html](http://www.s-r-s.org.uk/membform.html)



433 yds. TO 51

NEW

ENGINEER'S SIDING HP

1566 HP No. 2  
1016 DOWN SIDINGS  
1018 No. 1

1018 DOWN MAIN LOCAL

UP MAIN LOCAL

DOWN MAIN THRO.

UP MAIN THRO.

UP MAIN RELIEF

DOWN WINDSOR LOCAL

DOWN WINDSOR THRO.

UP WINDSOR

437 yds. TO 57

32 yds. TO 55

378 yds. TO 55

459 yds. TO 57

19 yds. TO 57

3 yds. TO 57





















WATERLOO PREFIX "WO"

Shunters Acceptance Switch for route from 1008 to Lift Siding.

INTERLOCKING ROOM

LIFT SIDING

UP SIDING

- ⊕ — GREEN ASPECT
  - ⊙ — YELLOW ASPECT
  - ⊖ — RED ASPECT
- } The Rule Book, Section C, Clause 3.1.1.
- 
-  — JUNCTION INDICATORS
  -  — ROUTE INDICATOR (Numerals indicate number of routes).
  -  — POSITION LIGHT SIGNAL - Associated with main aspect -
  -  — POSITION LIGHT SIGNAL - Not associated with main aspect -
  -  — As above but with YELLOW light instead of RED light.
- } The Rule Book, Section C, Clauses 3.3.1 & 3.3.2
- } The Rule Book, Section C, Clause 3.2.
- 
-  — LIMIT OF SHUNT INDICATOR - The Rule Book, Section C, Clauses 5.2.1. & 5.2.2.
  -  — BANNER REPEATING SIGNAL - The Rule Book, Section C, Clauses 5.1.1. & 5.1.2.
  -  — AUTOMATIC SIGNAL - The Rule Book, Section C, Clause 2.4.
  -  — SEMI-AUTOMATIC SIGNAL - The Rule Book, Section C, Clause 2.5
  -  — A.W.S. INDUCTOR
  -  — A.W.S. INDUCTOR - PERMANENT MAGNET
  -  — A.W.S. INDUCTOR - OPERATIVE IN BOTH DIRECTIONS
  -  — A.W.S. INDUCTOR - SUPPRESSED FOR MOVES IN DIRECTION OF ARROW.
  -  — TELEPHONE
  -  — SIGNAL BOX.
  -  — GROUND FRAME
  - ⊙ R.B.C. — RETURN BELL COMMUNICATION PLUNGER
  - ⊙ T.R.T.S. — TRAIN READY TO START PLUNGER
  -  — PLATFORM STARTING SIGNAL 'OFF' INDICATOR
  - ◇ — 'DIAMOND' SIGN - The Rule Book, Section K, Clauses 2.1.4. & 3.2.
  - ^ — NOTICE BOARD OR SIGNAL WHICH IS FLOODLIT DURING DARKNESS
  - § — SPRING TRAILING POINTS
  - C&P — CLIPPED & PADLOCKED
  - H.P. — HAND OPERATED POINTS
  - ⊙ T.A.C. — TRAIN ARRIVED COMPLETE PLUNGER
  - R — When shown as a suffix letter, with the number of a colour light signal, this denotes that the signal acts as distant for the signal ahead bearing the same number
  -  — SUPPORTED STRUCTURE
  -  — WARNING INDICATOR FOR PERMANENT SPEED RESTRICTION
  -  — 'STOP' BOARD (worded as shown on diagram).
- All distances in yards.