

---

# ALTERATIONS TO SIGNALLING AND PERMANENT WAY

at

## HITHER GREEN

---

**11 MAY 1991**

---

---

### DRIVERS TO KEEP A GOOD LOOK-OUT FOR HAND SIGNALS

---

---

New freight and EMU berthing sidings will be brought into use as shown on the diagram herein.

Stop boards will be provided as shown.

Position Light Signal L1305 stencil indications will be amended to show the following :

- F Freight Sidings
- 4 No. 4 Washer Line
- E EMU Berthing Sidings 1-8
- 3 No. 3 Washer Line
- D Down Slow

" 'B' Section In " line will be renamed "Freight Sidings In/Out".

" 'B' Section Out " line will be renamed "EMU Berthing Sidings In/Out".

Shunters Releases will be provided for each line.

All other signal indications/application are as existing.

# SIGNALLING RECORD SOCIETY

[www.s-r-s.org.uk](http://www.s-r-s.org.uk)

## DIGITAL ARCHIVE

This PDF Copy has been provided free of charge by David Allen in order to assist your research into UK signalling.

This file is one of a number scanned by David Allen using material from his own collection and from the collections of Phil Deaves, Robert Dey, David Ingham, Simon Lowe, John McCrickard, John Midcalf, Roger Newman, Richard Pulleyn and Chris Wolstenholmes. Thank you one and all. Many of the original documents are now in the SRS Archive or at the National Railway Museum.

You may also like to provide copies of Signalling Notices and Weekly (and periodical) Operating Notices as scans or as originals. The SRS is always willing to accept donations of any signalling or signalling related material for inclusion in the Society's Archive. Please contact the [Archivist](#) in the first instance.

For a list of PDFs currently available visit the list of [Weekly](#) Notices or [Signalling](#) Notices page.




















If you have benefited from this PDF copy, why not [join](#) the Signalling Record Society and receive support for your researches and access to the Society's Archives

Members receive "The Signalling Record" six times annually plus a newsletter and have the opportunity to purchase SRS [books](#) and other [publications](#) at a discount. They also have access to back issues of The Newsletter and The Signalling Record which are only available to members. These contain a wealth of information accumulated since 1970, much of which is not readily available anywhere else.

In addition, Members have the opportunity to join signalling related visits to locations on the UK national and London Underground systems; and to other UK Railways.

**To join the Signalling Record Society visit**

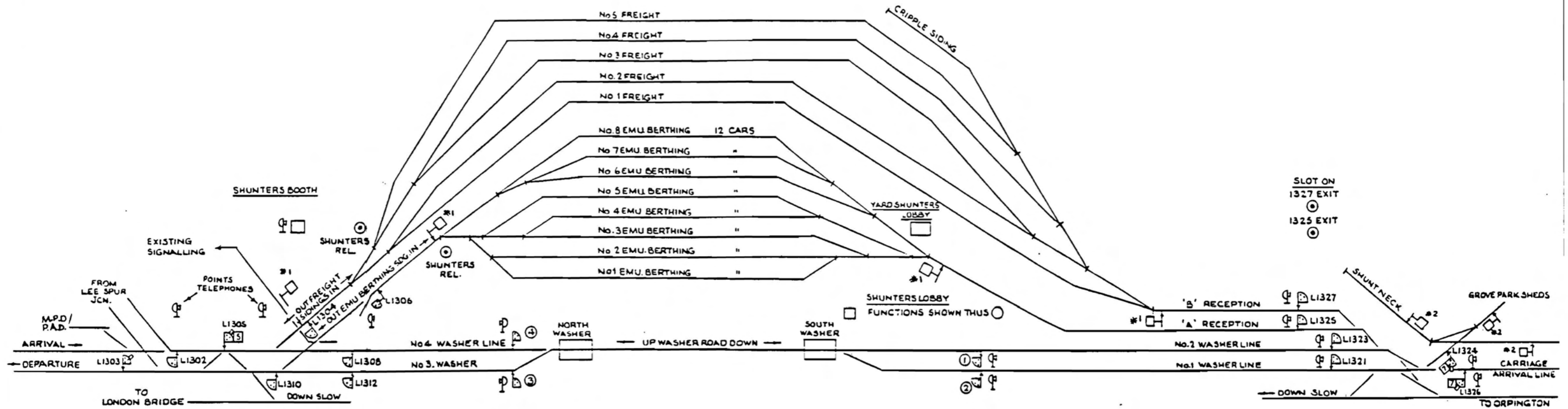
[www.s-r-s.org.uk/membform.html](http://www.s-r-s.org.uk/membform.html)

- ① — GREEN ASPECT
  - ② — YELLOW ASPECT
  - ③ — RED ASPECT
- } The Rule Book, Section C, Clause 3.1.1.
- 
-  — JUNCTION INDICATORS
  - ④ — ROUTE INDICATOR (Numeral indicates number of routes).
- } The Rule Book, Section C, Clauses 3.3.1 & 3.3.2.
- 
-  — POSITION LIGHT SIGNAL - Associated with main aspect -
  -  — POSITION LIGHT SIGNAL - Not associated with main aspect -
  -  — As above but with YELLOW light instead of RED light.
- } The Rule Book, Section C, Clause 3.2.
- 
-  — LIMIT OF SHUNT INDICATOR - The Rule Book, Section C, Clauses 5.2.1. & 5.2.2.
  -  — BANNER REPEATING SIGNAL - The Rule Book, Section C, Clauses 5.1.1. & 5.1.2.
  -  — AUTOMATIC SIGNAL - The Rule Book, Section C, Clause 2.4.
  -  — SEMI-AUTOMATIC SIGNAL - The Rule Book, Section C, Clause 2.5
  -  — A.W.S. INDUCTOR
  -  — A.W.S. INDUCTOR - PERMANENT MAGNET
  -  — A.W.S. INDUCTOR - OPERATIVE IN BOTH DIRECTIONS
  -  — A.W.S. INDUCTOR - SUPPRESSED FOR MOVES IN DIRECTION OF ARROW.
  -  — TELEPHONE
  -  — SIGNAL BOX.
  -  — GROUND FRAME
  - ⓓ R.B.C. — RETURN BELL COMMUNICATION PLUNGER
  - ▷ T.R.T.S. — TRAIN READY TO START PLUNGER
  -  — PLATFORM STARTING SIGNAL 'OFF' INDICATOR
  - ◇ — 'DIAMOND' SIGN - The Rule Book, Section K, Clauses 2.1.4. & 3.2.
  - ∧ — NOTICE BOARD OR SIGNAL WHICH IS FLOODLIT DURING DARKNESS
  - § — SPRING TRAILING POINTS
  - C&P — CLIPPED & PADLOCKED
  - H.P. — HAND OPERATED POINTS
  - Ⓞ T.A.C. — TRAIN ARRIVED COMPLETE PLUNGER
  - R — When shown as a suffix letter, with the number of a colour light signal, this denotes that the signal acts as distant for the signal ahead bearing the same number
  -  — SUPPORTED STRUCTURE
  -  — WARNING INDICATOR FOR PERMANENT SPEED RESTRICTION
  -  — 'STOP' BOARD (worded as shown on diagram).
- All distances in yards.

SIGNAL INSTRUCTION

No.4.1991

REF. R1695



NOTICE BOARDS :-  
 #1 'STOP:AWAIT INSTRUCTIONS'  
 #2 'STOP: DO NOT PROCEED WITHOUT SHUNTERS PERMISSION'