

/// Network SouthEast

**ALTERATIONS TO SIGNALLING
AND PERMANENT WAY**

between

**CHICHESTER
and
WARBLINGTON**

FRIDAY 23 OCTOBER 1992

DRIVERS TO KEEP A GOOD LOOK-OUT FOR HANDSIGNALS

New signalling will be introduced between Chichester and Warblington as shown on the diagram overleaf. Fishbourne Crossing, Bosham and Southbourne signal boxes will be abolished and control of the new signals will be from Chichester (CC) signal box.

Clay Lane, New Fishbourne, Blackboy Lane, Bosham and Drift Lane level crossings will be converted to automatic half barrier (AHB) operation. Southbourne level crossing will be operated from Chichester signal box with the aid of closed circuit television (CCTV). Fishbourne level crossing will be provided with miniature red/green warning lights (R/G)

The Track Circuit Block Regulations will apply throughout.

All new signals will be provided with telephones giving communication with Chichester signal box.

SIGNALLING RECORD SOCIETY

www.s-r-s.org.uk

DIGITAL ARCHIVE

This PDF Copy has been provided free of charge by David Allen in order to assist your research into UK signalling.

This file is one of a number scanned by David Allen using material from his own collection and from the collections of Phil Deaves, Robert Dey, David Ingham, Simon Lowe, John McCrickard, John Midcalf, Richard Maund, Richard Pulleyn, Roger Newman and Chris Wolstenholmes. Thank you one and all. Many of the original documents are now in the SRS Archive or at the National Railway Museum.

You may also like to provide copies of Signalling Notices and Weekly (and periodical) Operating Notices or other notices as scans or as originals. The SRS is always willing to accept donations of any signalling or signalling related material for inclusion in the Society's Archive. Please contact the [Archivist](#) in the first instance.

For a list of PDFs currently available visit the [Archives](#) pages of the SRS Web Site.

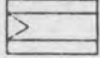
























If you have benefited from this PDF copy, why not [join](#) the Signalling Record Society and receive support for your researches and access to the Society's Archives

Members receive "The Signalling Record" six times annually plus a newsletter and have the opportunity to purchase SRS [books](#) and other [publications](#) at a discount. They also have access to back issues of The Newsletter and The Signalling Record which are only available to members. These contain a wealth of information accumulated since 1970, much of which is not readily available anywhere else.

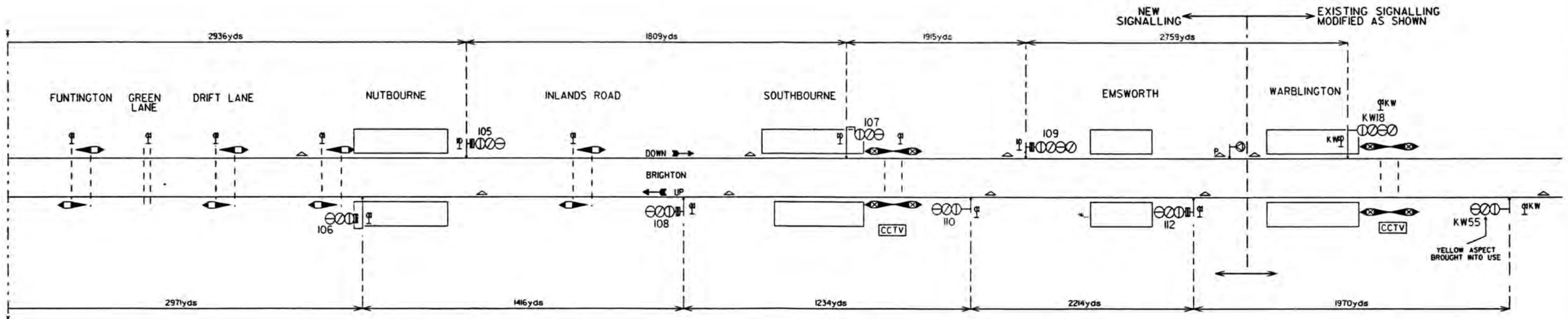
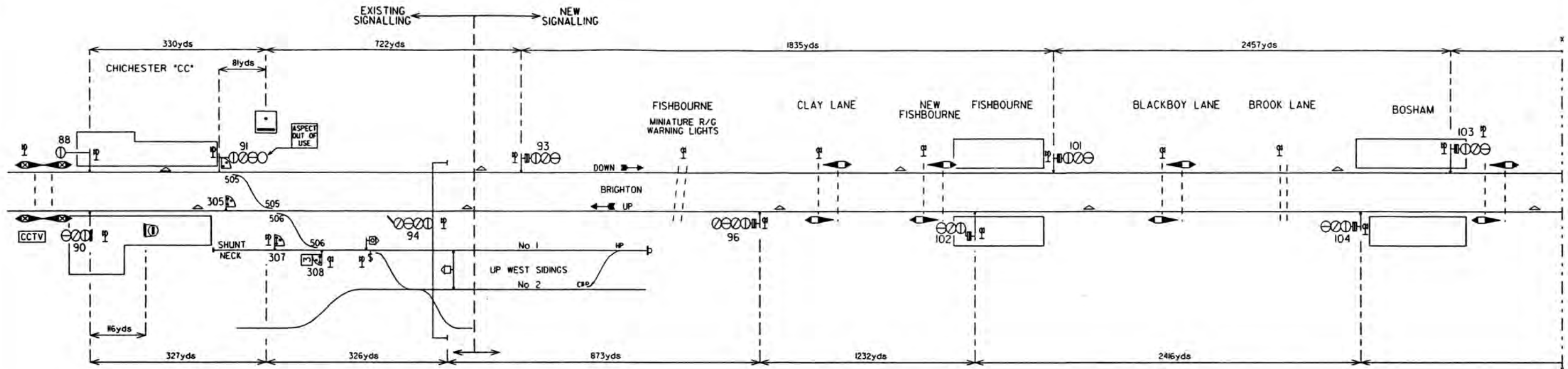
In addition, Members have the opportunity to join signalling related visits to locations on the UK national and London Underground systems; and to other UK Railways.

To join the Signalling Record Society visit

www.s-r-s.org.uk/membform.html

- ⊕ - GREEN ASPECT ⊖ - RED ASPECT
 - ⊙ - YELLOW ASPECT ⊗ - FLASHING YELLOW ASPECT
- } The Rule Book
Section C, Clause 3.1
-  - REFLECTORISED DISTANT BOARD The Rule Book, Section C, Clause 4.1.1
 -  - JUNCTION INDICATORS
 -  - ROUTE INDICATOR (Numerals indicate number of routes).
 -  - POSITION LIGHT SIGNAL Associated with main aspect
 -  - POSITION LIGHT SIGNAL Not associated with main aspect
 -  Y - As above but with YELLOW light instead of RED light.
- } The Rule Book
Section C,
Clause 3.3
- } The Rule Book
Section C,
Clause 3.2
-  } LIMIT OF SHUNT INDICATOR The Rule Book, Section C, Clause 5.3
 -  - BANNER REPEATER SIGNAL The Rule Book, Section C, Clause 5.1
 -  - AUTOMATIC SIGNAL The Rule Book, Section C, Clause 2.4
 -  - SEMI-AUTOMATIC SIGNAL The Rule Book, Section C, Clause 2.5
 -  - AWS INDUCTOR
 -  - AWS INDUCTOR-PERMANENT MAGNET
 -  - AWS INDUCTOR-OPERATIVE IN BOTH DIRECTIONS
 -  - AWS INDUCTOR-SUPPRESSED FOR MOVES IN DIRECTION OF ARROW
 -  - TELEPHONE
 -  - SIGNAL BOX
 -  - GROUND FRAME
 - ⊙ P.B.C - RETURN BELL COMMUNICATION PLUNGER
 - ⊙ T.R.T.S - TRAIN READY TO START PLUNGER
 -  - PLATFORM STARTING SIGNAL "OFF" INDICATOR
 -  - "DIAMOND" SIGN - The Rule Book, Section K, Clause 2.1.4 & 3.2
 -  - NOTICE BOARD OR SIGNAL WHICH IS FLOODLIT DURING DARKNESS
 - § - SPRING TRAILING POINTS
 - C&P - CLIPPED AND PADLOCKED
 - H.P - HAND OPERATED POINTS
 - ⊙ T.A.C - TRAIN ARRIVED COMPLETE PLUNGER
- } The Rule Book
- Appendix B.
- R - When shown as a suffix, with the number of a colour light signal, this denotes that the signal acts as distant for the signal ahead bearing the same number
 -  - SUPPORTED STRUCTURE
 -  - WARNING INDICATOR FOR PERMANENT SPEED RESTRICTION
 -  - "STOP" BOARD
 -  RA - RIGHT AWAY INDICATOR
 -  CD - CLOSE DOOR INDICATOR
- All distances in yards

Signal Instruction No. II-1992



| SIGNAL APPLICATION | | | |
|--------------------|----------------|------------|-----------------|
| SIGNAL No | ASPECT | INDICATION | APPLICATION |
| 91 | MAIN | NIL | DOWN BRIGHTON |
| | POSITION LIGHT | NIL | UP WEST SIDINGS |
| 94 | MAIN | NIL | UP BRIGHTON |
| | | POSITION 4 | DOWN BRIGHTON |

| SIGNAL APPLICATION | | | |
|--------------------|----------------|------------|-----------------|
| SIGNAL No | ASPECT | INDICATION | APPLICATION |
| 305 | POSITION LIGHT | NIL | UP WEST SIDINGS |
| 307 | POSITION LIGHT | NIL | UP WEST SIDINGS |
| 308 | POSITION LIGHT | B | SHUNT NECK |
| | | U | UP BRIGHTON |
| | | X | DOWN BRIGHTON |

KW = HAVANT