

C. J. Woolsterholmes,

Signal Instruction
No.10-1993 SED/SWD

/// Network SouthEast

ALTERATIONS TO SIGNALLING AND PERMANENT WAY

between

NINE ELMS JUNCTION
(WATERLOO-WINDSOR LINES)

and

FACTORY JUNCTION

SUNDAY 2 MAY 1993

DRIVERS TO KEEP A GOOD LOOK-OUT FOR HANDSIGNALS

The Up and the Down Waterloo Curve lines between Nine Elms Junction, under the control of Wimbledon, and Factory Junction, under the control of Victoria-SouthEastern, will be brought into use as depicted on the enclosed diagram.

Divisional Operations Manager (SW)

Divisional Operations Manager (SE)

SIGNALLING RECORD SOCIETY

www.s-r-s.org.uk

DIGITAL ARCHIVE

This PDF Copy has been provided free of charge by David Allen in order to assist your research into UK signalling.

This file is one of a number scanned by David Allen using material from his own collection and from the collections of Phil Deaves, Robert Dey, David Ingham, Simon Lowe, John McCrickard, John Midcalf, Roger Newman, Richard Pulleyn and Chris Wolstenholmes. Thank you one and all. Many of the original documents are now in the SRS Archive or at the National Railway Museum.

You may also like to provide copies of Signalling Notices and Weekly (and periodical) Operating Notices as scans or as originals. The SRS is always willing to accept donations of any signalling or signalling related material for inclusion in the Society's Archive. Please contact the [Archivist](#) in the first instance.

For a list of PDFs currently available visit the list of [Weekly](#) Notices or [Signalling](#) Notices page.

If you have benefited from this PDF copy, why not [join](#) the Signalling Record Society and receive support for your researches and access to the Society's Archives

Members receive "The Signalling Record" six times annually plus a newsletter and have the opportunity to purchase SRS [books](#) and other [publications](#) at a discount. They also have access to back issues of The Newsletter and The Signalling Record which are only available to members. These contain a wealth of information accumulated since 1970, much of which is not readily available anywhere else.

In addition, Members have the opportunity to join signalling related visits to locations on the UK national and London Underground systems; and to other UK Railways.

To join the Signalling Record Society visit

www.s-r-s.org.uk/membform.html


VICTORIA 'VS'
SIGNAL APPLICATIONS


Signal No.	Aspect	Indication	Application
VS 73	Main	Nil	Down Chatham Main
VS 74	Main	Nil	Up Chatham Fast
	Main	Position 4	Up Waterloo Curve
VS 75	Main	Nil	Down Chatham Main
VS 76	Main	Nil	Chatham Reversible
	Main	Position 4	Up Chatham Fast

WIMBLEDON 'W'
SIGNAL APPLICATIONS


Signal No.	Aspect	Indication	Application
W 99	Main	Nil	Up Windsor
	Main	Position 1	Down Windsor
	Main	Position 4	Down Waterloo Curve
W 923	Main	Nil	Windsor Reversible
	Main	Position 1	Down Waterloo Curve
W 924	Main	Nil	Up Windsor
	Main	Position 1	Windsor Reversible


- ⊕ - GREEN ASPECT ⊖ - RED ASPECT
 - ⊙ - YELLOW ASPECT ⊗ - YELLOW ASPECT CAPABLE OF FLASHING
- } The Rule Book Section C, Clause 3.1


 - REFLECTORISED DISTANT BOARD The Rule Book, Section C, Clause 4.1.1

 - JUNCTION INDICATORS


} The Rule Book Section C, Clause 3.3


 - ROUTE INDICATOR (Numeral indicates number of routes).


 - POSITION LIGHT SIGNAL Associated with main aspect


 - POSITION LIGHT SIGNAL Not associated with main aspect


} The Rule Book Section C, Clause 3.2


 Y - As above but with YELLOW light instead of RED light.

 } LIMIT OF SHUNT INDICATOR The Rule Book, Section C, Clause 5.3


 LOS


 - BANNER REPEATING SIGNAL The Rule Book, Section C, Clause 5.1


 - AUTOMATIC SIGNAL The Rule Book, Section C, Clause 2.4

 - SEMI-AUTOMATIC SIGNAL The Rule Book, Section C, Clause 2.5


 - AWS INDUCTOR

 - AWS INDUCTOR-PERMANENT MAGNET


 - AWS INDUCTOR-OPERATIVE IN BOTH DIRECTIONS

 - AWS INDUCTOR-SUPPRESSED FOR MOVES IN DIRECTION OF ARROW

} The Rule Book Appendix B.

 - TELEPHONE


 - SIGNAL BOX

 - GROUND FRAME

● R.B.C - RETURN BELL COMMUNICATION PLUNGER

● T.R.T.S - TRAIN READY TO START PLUNGER

 - PLATFORM STARTING SIGNAL "OFF" INDICATOR

 - "DIAMOND" SIGN - The Rule Book, Section K, Clause 2.1.4 & 3.2

 - NOTICE BOARD OR SIGNAL WHICH IS FLOODLIT DURING DARKNESS


§ - SPRING TRAILING POINTS


C&P - CLIPPED AND PADLOCKED


H.P - HAND OPERATED POINTS


● T.A.C - TRAIN ARRIVED COMPLETE PLUNGER


R - When shown as a suffix, with the number of a colour light signal, this denotes that the signal acts as distant for the signal ahead bearing the same number

 - SUPPORTED STRUCTURE

 - WARNING INDICATOR FOR PERMANENT SPEED RESTRICTION

 - "STOP" BOARD (worded as shown on diagram)

 - RIGHT AWAY INDICATOR

 - CLOSE DOOR INDICATOR

All distances in yards

NEW TRACK AND SIGNALLING SHOWN IN BOLD.

SIGNAL INSTRUCTION
NO.10 - 1993 SED/SWD

