

NETWORK SOUTHEAST—SOUTH CENTRAL

# BRITISH RAILWAYS

## ALTERATIONS TO SIGNALLING AND PERMANENT WAY

BETWEEN  
POUPARTS JUNCTION  
AND  
WANDSWORTH COMMON  
INCLUSIVE OF THE WEST LONDON LINE

BETWEEN  
FALCON JUNCTION (CLAPHAM JUNCTION SOUTH CENTRAL LINES)  
AND LATCHMERE JUNCTION

---

FROM SUNDAY, 25th JULY 1993  
until further notice

---

**DRIVERS TO KEEP A SHARP LOOKOUT FOR HANDSIGNALS**

---

### **CHANNEL TUNNEL PROJECT:—WEST LONDON LINE RESIGNALLING**

On the 25th July 1993 temporary Automatic-working of signalling will be brought into use on the Fast & Slow Brighton Lines through Clapham Junction.

All points at Pouparts, Clapham Junction (SC) Lines, Falcon Junction and Latchmere No. 1 Junction will be secured out of use and following lines will be unavailable for traffic:

Up and Down West London Lines between Falcon Junction (Clapham Junction through platforms 16 & 17) and Latchmere No. 1 Junction.

Up and Down Battersea Lines between Pouparts Junction and Longhedge Junction.

Crossing and shunt movements at Clapham Junction.

# SIGNALLING RECORD SOCIETY

[www.s-r-s.org.uk](http://www.s-r-s.org.uk)

## DIGITAL ARCHIVE

This PDF Copy has been provided free of charge by David Allen in order to assist your research into UK signalling.

This file is one of a number scanned by David Allen using material from his own collection and from the collections of Phil Deaves, Robert Dey, David Ingham, Simon Lowe, John McCrickard, John Midcalf, Roger Newman, Richard Pulleyn and Chris Wolstenholmes. Thank you one and all. Many of the original documents are now in the SRS Archive or at the National Railway Museum.

You may also like to provide copies of Signalling Notices and Weekly (and periodical) Operating Notices as scans or as originals. The SRS is always willing to accept donations of any signalling or signalling related material for inclusion in the Society's Archive. Please contact the [Archivist](#) in the first instance.

For a list of PDFs currently available visit the list of [Weekly](#) Notices or [Signalling](#) Notices page.

If you have benefited from this PDF copy, why not [join](#) the Signalling Record Society and receive support for your researches and access to the Society's Archives

Members receive "The Signalling Record" six times annually plus a newsletter and have the opportunity to purchase SRS [books](#) and other [publications](#) at a discount. They also have access to back issues of The Newsletter and The Signalling Record which are only available to members. These contain a wealth of information accumulated since 1970, much of which is not readily available anywhere else.

In addition, Members have the opportunity to join signalling related visits to locations on the UK national and London Underground systems; and to other UK Railways.


**To join the Signalling Record Society visit**

[www.s-r-s.org.uk/membform.html](http://www.s-r-s.org.uk/membform.html)

SIGNAL APPLICATIONS			
Sig. No.	Aspect	Indication	Application
VC584	Main	POS 1	Not in Use
		NIL	Up Brighton Fast
VC589	Main	POS 1	Not in Use
		NIL	Down Brighton Fast
VC596	Main	POS 1	Not in Use
		NIL	Up Brighton Slow
VC610	Main	NIL	Up Brighton Slow
		POS 4	Not in Use
VC680	Main	'H'	Up Sheepcote Lane
		'T'	Down Sheepcote Lane via 296 and 281
		'P'	Down Sheepcote Lane via 293 and 282
		'K'	Up Kensington
		NIL	Down Kensington
		'W'	Not in Use
		'E'	Not in Use
		'R'	Latchmere Reversible
VC682	Main	'H'	Up Sheepcote Lane
		'T'	Down Sheepcote Lane via 281
		'P'	Down Sheepcote Lane via 297 and 293 and 282
		NIL	Up Kensington
		'G'	Down Kensington
		'W'	Not in Use
		'E'	Not in Use
		'R'	Latchmere Reversible

- ⊕ - GREEN ASPECT      ⊖ - RED ASPECT
- ⊙ - YELLOW ASPECT      ⊗ - YELLOW ASPECT CAPABLE OF FLASHING


The Rule Book  
Section C, Clause 3.1


 - REFLECTORISED DISTANT BOARD The Rule Book, Section C, Clause 4.1.1


 - JUNCTION INDICATORS

 - ROUTE INDICATOR (Number indicates number of routes).

The Rule Book  
Section C,  
Clause 3.3

 - POSITION LIGHT SIGNAL Associated with main aspect


 - POSITION LIGHT SIGNAL Not associated with main aspect

 Y - As above but with YELLOW light instead of RED light.


The Rule Book  
Section C,  
Clause 3.2

 } LIMIT OF SHUNT INDICATOR The Rule Book, Section C, Clause 5.3

 LOS

 - BANNER REPEATING SIGNAL The Rule Book, Section C, Clause 5.1


 - AUTOMATIC SIGNAL The Rule Book, Section C, Clause 2.4

 - SEMI-AUTOMATIC SIGNAL The Rule Book, Section C, Clause 2.5

 - AWS INDUCTOR

 - AWS INDUCTOR-PERMANENT MAGNET

 - AWS INDUCTOR-OPERATIVE IN BOTH DIRECTIONS


 - AWS INDUCTOR-SUPPRESSED FOR MOVES IN DIRECTION OF ARROW

The Rule Book  
Appendix B.

 - TELEPHONE


 - SIGNAL BOX


 - GROUND FRAME

 - R.B.C - RETURN BELL COMMUNICATION PLUNGER

 - T.R.T.S - TRAIN READY TO START PLUNGER

 - PLATFORM STARTING SIGNAL "OFF" INDICATOR

 - "DIAMOND" SIGN -The Rule Book, Section K, Clause 2.1.4 & 3.2

 - NOTICE BOARD OR SIGNAL WHICH IS FLOODLIT DURING DARKNESS

§ - SPRING TRAILING POINTS

C&P - CLIPPED AND PADLOCKED


H.P - HAND OPERATED POINTS

 - T.A.C - TRAIN ARRIVED COMPLETE PLUNGER

R - When shown as a suffix, with the number of a colour light signal, this denotes that the signal acts as distant for the signal ahead bearing the same number

 - SUPPORTED STRUCTURE

 - WARNING INDICATOR FOR PERMANENT SPEED RESTRICTION

 - "STOP" BOARD (worded as shown on diagram)

 - RIGHT AWAY INDICATOR

 - CLOSE DOOR INDICATOR

All distances in yards

