



No	RELEASED BY	LOCKS NORMAL	LOCKS BOTH WAYS	RELEASES
1	2.3.4.5			
2		11.17.18		1
3		11.18.23	17	1
4		19.23. (8w15R). (12w15N)	11.15.18	1
5		29	23	1
6	23	29		
7	9. (8 or 20)			
8	11	12.30.31. (4w15R)	9.10.15	(7)
9		30		7.31.
10			9	12.22.30.31.32.
11		2.3.13.18.21.23.32		8.12.15.
12	10.11	8. (4w15N)	15	(16)
13	17	11.18.		
14		18.23.		15.16.
15	11.14	28		
16	14. (12w15R). (27w15N.26R)	28. (17.24w15.26N). (25w15N)		
17		2.24. (16w15.26N)		13.
18		2.3.11.13.14.23		19. (28)
19	18. (27w26R)	4.25.28. (17.24w26N)		
20	21	22.30.31	9.10	(7)
21		11.32		20.22.
22	10.21	20		
23		3.4.11.14.18		6.29.
24		17. (16w15.26N). (19w26N)		
25		19.27. (16w15N)	26. (17w26N)	
26				27

 ORIGINAL DRAWN: 4.11.37 JRI
 ISSUED: 18.6.48
 REG No. L566



NEWBRIDGE STATION

LOCKING TABLE

Y.T. 5BAR 4"

S1328 /3/1

No	RELEASED BY	LOCKS NORMAL	LOCKS BOTH WAYS	RELEASES
27	26	25.28	14.15.18	(16) (19)
28	(18w14n)	15.16.19.27	26	
29	23	5.6		
30	10	8.9.20	11.15.21	33
31	9.10	8.20	11.15.21	
32	10	11.21		33
33	30.32			
	CONTACTS 4 SPRING:	1.33		
	LOCKS (N)	: 4.5.30		
	LOCKS (NBDR)	: 17		
	SHORT LEVER	: 17		
	<u>LOCKS OFF 21-5-48</u>			
3		6		
4		6		
5		19	6	
6		3.4.11.14.18		
8		29		
11		6.31. (23w15n)		
14		6		
18		6		
19		5		
20		29		
21		23.31		
23		21.32. (11w15n)		

 ORIGINAL DRAWN: 4.11.37 JRI
 ISSUED: 18.6.48
 REG No. L 566

NEWBRIDGE STATION
 LOCKING TABLE

V.T. 5 BAR 4"
 S1328 / 3/2

No	RELEASED BY	LOCKS NORMAL	LOCKS BOTH WAYS	RELEASES
29	9.10	8.20	11.15.21	
31		11.21	23	33
32		23		
33	31			
	<u>LOCKS ON 21-5-48 CONTD</u>			
5		29		
6	23	29		
8		31		
11		13* 23		
13		11* 18*		
14		23		
18		13*		
20		31		
23		11.14		6.29.
29	23	5.6		
31	9	8.20	11.15.21	
		* = LOCKS PUT ON FRAME (?)		

ORIGINAL DRAWN:
 ISSUED:
REG No. L 566

NEWBRIDGE STN.
LOCKING TABLE

S1328 /3/3

No	RELEASED BY	LOCKS NORMAL	LOCKS BOTH WAYS	RELEASES
1	2.3.4.5.			
2		11.17.18.		1
3		11.18.23.	17	1
4		19.23. (8W15R)(12W15N)	11.15.18.	1
5		29	23	1
6	23	29		
7	9 (8 or 20)			
8	11	12.30.31 (4W15R)	9.10.15.	(7)
9		30		7.31.
10			9	12.22.30.31.32.
11		2.3.13.18.21.23.32		8.12.15.
12	10.11.	8 (4W15N)	15	(16)
13	17	11.18.		
14		18.23.		15.16.
15	11.14.	28.		
16	14. (12W15R) (27W15N 26R)	28. (17.24W 15.26N)(25W15N)		
17		2.24. (16W15.26N)		13.
18		2.3.11.13.14.23.		19.(28)
19	18 (27W 26R)	4.25.28. (17.24W 26N)		
20	21	22.30.31.	9.10.	(7)
21		11.32.		20.22.
22	10.21.	20.		
23		3.4.11.14.18.		6.29.
24		17. (16W 15.26N) (19W 26N)		
25		19.27. (16W 15N)	26. (17W 26N)	

X ORIGINAL DRAWN: 4.11.1937
 ISSUED: 18.6.1948
W REG No. 566

NEWBRIDGE
 LOCKING TABLE

No	RELEASED BY	LOCKS NORMAL	LOCKS BOTH WAYS	RELEASES
26				27.
27	26	25.28.	14.15.18.	(16)(19)
28	(18W14N)	15.16.19.27.	26.	
29	23.	5.6.		
30	10	8.9.20.	11.15.21.	33
31	9.10.	8.20.	11.15.21.	
32	10	11.21.		33
33	30.32.			
	V.T. 5 BAR 4"			
	SHORT LEVER	17		
	LOCKS (N)	4.5.30.		
	LOCK & C.C. (NBDR)	17		
	CONTACTS (4 SPRING)	1.33.		
	LOCKS (R) RECOVERED	6.23.		
X	ORIGINAL DRAWN: ISSUED:	NEWBRIDGE		
W	REG No.	LOCKING TABLE		S / 3