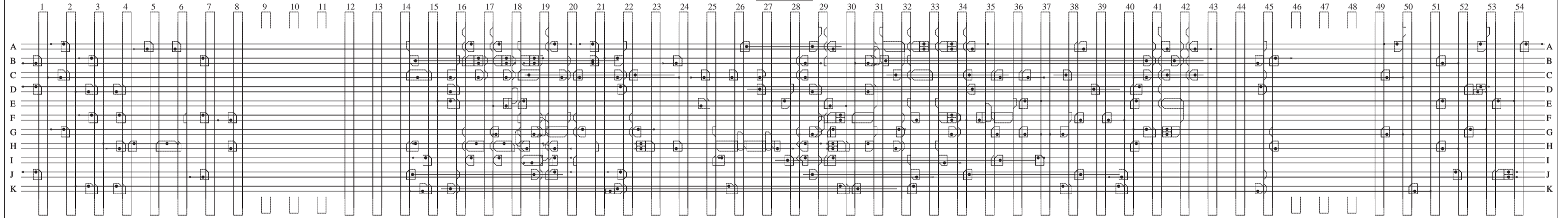


ROTHERWAS JUNCTION

H.T. 4" CENTRES

SPACES: 9. 10. 11. 46. 47. 48
DETONATORS: 12. 13. 43. 44
ELECTRIC LOCKS 41. 50. 51

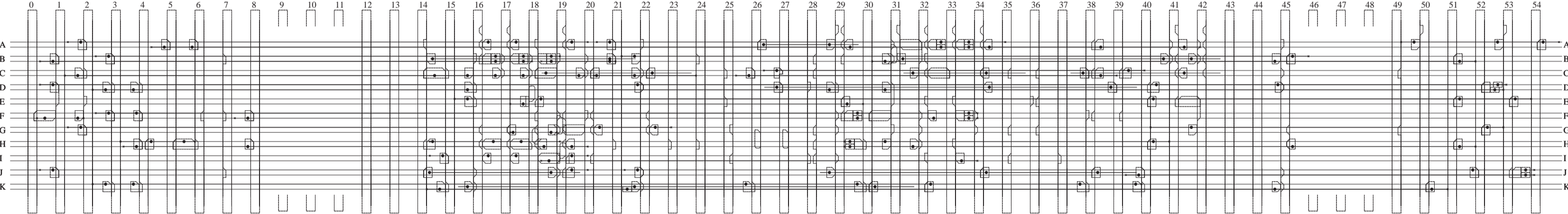


SIGNAL
ENGINEER'S OFFICE
17 JUN 1929
BRITISH RAILWAYS
WATKINS SIGNALS
READING

ROTHERWAS JUNCTION

H.T. 4" CENTRES

LEVER CONTACTS ON: 0, 54 (INTERLINKED)
SPACES: 9, 10, 11, 46, 47, 48
DETONATORS: 12, 13, 43, 44
ELECTRIC LOCKS: 41, 50, 51

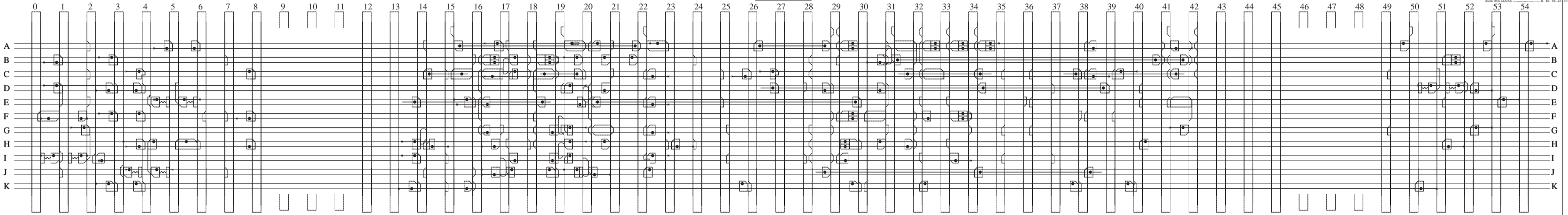


G.W.R. SIGNAL ENGINEER'S OFFICE, READING. JULY 24TH 1925. CORRECTED SEPT 19TH 1928. CORRECTED JUNE 13TH 1929.

SIGNAL ENGINEER'S OFFICE
-4 MAR 1957
BRITISH RAILWAYS
(WATKIN REGION)
READING

ROTHERWAS JUNCTION

H.T. 4" CENTRES



INTERLINKED: 0, 54
SPACES: 9, 10, 11, 46, 47, 48
SPARES: 7, 24, 25, 28, 35, 36, 37, 45, 49
DETONATORS: 12, 13, 43, 44
ELECTRIC LOCKS: 5, 15, 18, 21, 41, 50, 51, 53

G.W.R. SIGNAL ENGINEER'S OFFICE, READING. JULY 24TH 1925. CORRECTED SEPT 19TH 1928. CORRECTED JUNE 13TH 1929.